

Building a House

Children will love helping to decide what materials they'll need to build a house in this interactive song. They'll also be building their own skills such as keeping a steady beat, sorting objects, and learning vocabulary.

WHAT THEY LEARN

Sorting, vocabulary, steady beat

WHAT YOU NEED

- Recording of song
- Laminated visuals and flannel board
- Rhythm sticks (optional)

WHAT TO DO

- Begin by asking the students questions about their home. "Do you live in an apartment or a house?" "Do you have stairs?" "Is your house made of bricks or wood?" Tell them that with this song they will need to figure out which tools they need to build a house.
- If using claves or rhythm sticks, distribute them to the class.
- Sing the song and keep a steady beat by tapping or hammering your sticks (hold one upright while tapping the top with the other) or pounding your fists one on top of the other.
- Pause at the end of the song and present two pictures to the class - one building tool and one other object. Ask them which they will need for building.
- Continue by repeating the song and choosing the correct building tools.


LYRICS


We're building a house
We're building a house
We're building a house
What tools should we use?




Building a House

Print, cut out and laminate pictures below. Place velcro on the back if you want to use it on a flannel board. Ask your students to identify which of these things we would need to build a house.






Saw




Hammer



Drill




Cement truck



Car



Grand piano



Egg



Telephone