

# March of the Toy Soldiers

Children love this iconic Nutcracker song, and will have fun role playing the toy soldiers and the mice.

**WHAT THEY LEARN:** Focused listening, personal space, musical form, auditory discrimination, steady beat

## WHAT YOU NEED:

- The Nutcracker book (preferred version - Alison Jay)
- [Nutcracker March mp3](#)
- Mouse King and Toy Soldier Visuals (laminated and adhered to popsicle sticks)
- March of the Toy Soldiers Listening Map (laminated)

## WHAT TO DO:

- If you are tying the story into the activity, read the story through the fight scene, ending with Clara/Marie throwing her slipper.
- Note: This piece of music actually occurs during the party, not the fight scene, in the ballet. We are taking some artistic liberty in its interpretation here.
- Turn on the music and model "marching" your hands on your thighs while chanting "march march march march" for 16 beats, followed in the next section by alternating fingers tiptoeing on your thighs while chanting "tiptoe" for 16 beats.
- For older students, turn off the music and ask questions such as:
  - "What is the difference between the marching music and the tiptoeing music?"
  - "What character in the story goes to which sound?"
- Show the listening map for a visual representation of the music's form.
- When the music of Godfather Drosselmeyer is heard, instruct the children to freeze. They don't want him to know the toys have come to life!
- Using the music as an auditory cue and the listening map as your guide, following along guiding children to continue with the marching and tiptoeing as indicated above.
- When the Sugar Plum Fairy's music comes in, have children use their hand to show a spinning motion. When they move to the music, they will spin during this part.
- Next have the class stand up and turn on the music. Hold up the appropriate character to indicate what movement children should be doing as indicated by the music.

**(Note:** the time indicates where in the song you will hear each character's music)

The Nutcracker who "marches" (0:00)

The Mouse King who "tiptoes" (0:07)

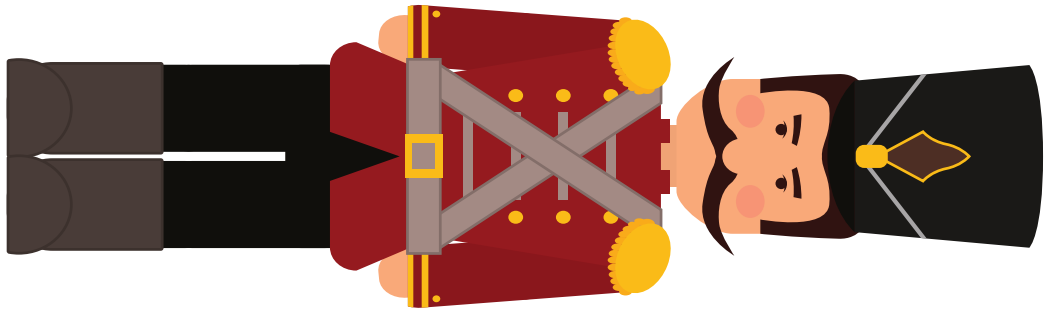
The Man with the eyepatch who makes everyone "freeze" when his music is played (0:26)

The Fairy who has everyone "twirl" when her music is played. (1:08)


# March of the Toy Soldiers Visuals

Cut out and laminate these visuals. Then attach them to popsicle sticks.

Nutcracker




Sugar Plum Fairy



Mouse King

Godfather  
Drosselmeyer



# March of the Toy Soldiers Listening Map

