

# Getting Around

Can your class determine different types of transportation from their sounds? Gettin' Around is a great activity for sharpening those auditory discrimination skills.

## WHAT THEY LEARN

Auditory discrimination, identifying transportation, vocabulary, steady beat

## WHAT YOU NEED

- Getting Around Audio Download
- Getting Around Visuals

## WHAT TO DO


- Ask the class to brainstorm different ways of getting from one place to another, or review the different modes of transportation using the visuals.
- Tell them that this song will give them a chance to figure out the type of transportation just by hearing it.
- Play the song and model patting the beat on your lap during the refrain. Pause after the sound cue and have the children guess which mode of transportation they are hearing each time. Depending on the age of the class, the pictures can be used to cue the answer, offer a choice (Show two. Which one is it?), or confirm the correct answer after guesses are made.

## LYRICS


Oh the place we'll go,  
And the things that we'll do.  
How we gonna get there?  
Listen to the clue.

Sounds Set 1: car, train, ferry boat, police car, motorcycle

Sounds Set 2: car, 4-wheeler, small plane, fishing boat




Motorcycle




Ferry boat




Police car



Train



Car



Fishing Boat



4-wheeler



Small plane (Cessna)