

# Clap Everybody

Starting and finishing circle time with a special song gives young students a sense of structure, routine, and focus. This song is a double score as it can be used to begin or end circle time!

## WHAT THEY LEARN

Steady beat, singing, vocabulary, following directions, fine and gross motor skills, community building

## WHAT YOU NEED

- Ukulele optional

## WHAT TO DO

- Welcome everyone to the circle.
- Begin singing the song, clapping on the beat. The students will naturally join in.
- While keeping the clapping beat, ask them to join the singing also. Repeat the same verse.
- Add as many additional verses as you like. Examples: pat, stomp, jump, etc. You can replace "everybody" as well. For example, "Tap your toes and say hello".
- If the class is standing to do actions, end with "Let's sit down and sing hello" before moving into the next song.
- Use the goodbye verse to finish circle time and transition to the next class activity.

## LYRICS - Tune: Skip to my Lou

### *Hello Version*

Clap everybody and sing hello,  
Clap everybody and sing hello.  
Clap everybody and sing hello,  
Circle time is here.

### *Goodbye Version*

Wave everybody and say goodbye,  
Wave everybody and say goodbye.  
Wave everybody and say goodbye,  
Circle time is over.

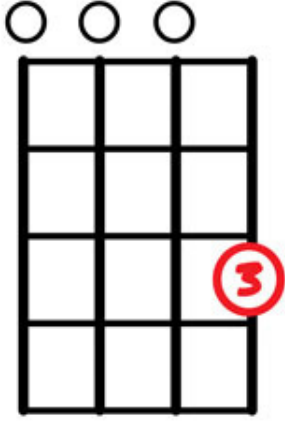
OR

**Alternate actions:** stomp, jump, wiggle and more!

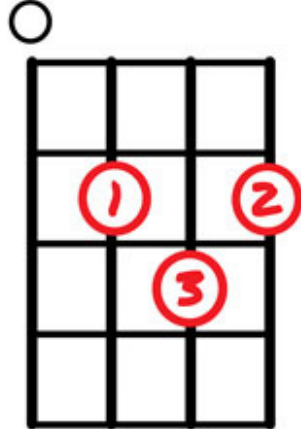
Now it's time for (lunch, snack, etc.)

# Clap Everybody

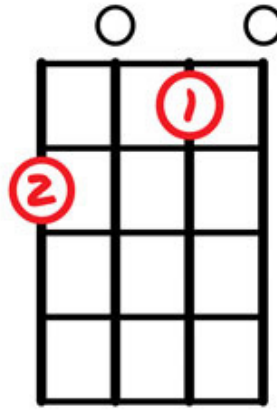
**C**



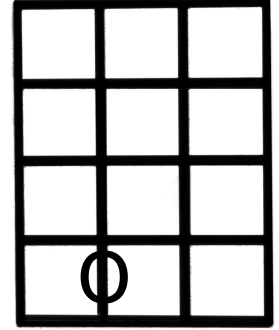
**G**



**F**



First Note



"clap"

**C**  
Clap everybody and sing hello,

**G**  
Clap everybody and sing hello.

**C**  
Clap everybody and sing hello,

**F G C**  
Circle time is here.